

Sveriges universitetslärare och forskare

Those traveling on behalf of the federation should consider a balanced approach to transportation, taking into account factors like cost, environmental impact, and social responsibility. Opting for eco-friendly choices such as trains, buses, or subways/trams is preferred.

[Link to SULFs travel policy](#)

Send the filled-out form to: sulf@fcmtravel.se


Once the form is submitted, you will receive a receipt at the provided email with a case number. If you need to contact our travel consultants, please include the case number from the receipt, which will help them easily locate your inquiry.

Phone number for travel consultant:
+46(0)770-456 471

FCM Travel opening hours:
Monday to Friday 8:15-16:30

If you need assistance outside of office hours, you can reach our 24-hour service at the same phone number, with an additional fee applicable.

Traveler's information



Name

First name:	Last name:
<input type="text"/>	<input type="text"/>


Contact information

E-mail address:	Mobile number:
<input type="text"/>	<input type="text"/>

References

Purpose of the trip / Counter code:
<input type="text"/>

Travel by train



Departure

Date:	Travelling from:	Travelling to:

Select (earliest departure/latest arrival)

Date:	Travelling from:

Class of carriage:

Ticket type:

Preferences:

Train company	
Train number	

Optional, if you know which train departure you want to take.

Return journey

Date:	Travelling from:	Travelling to:

Train company	
Train number	


Optional, if you know which train departure you want to take.

Class of carriage:

Ticket type:

Preferences:

Flight journey



Travel by car or plane needs to be approved in advance.
Please refer to the travel policy for more information, see link above.

Date:	From airport:	To airport:

Select (earliest departure/latest arrival)

HH:	MM:

Do you need a carry-on bag?

Do you need to check in luggage?

Does the ticket need to be changeable?

Airline:	
Flightnumber:	

Return:

Date:	From airport:	To airport:

Select (earliest departure/latest arrival)

HH:	MM:

Do you need a carry-on bag?


Do you need to check in luggage?

Does the ticket need to be changeable?

Airline:	
Flight number:	

Optional, if you know which flight you prefer.

Ground transportation



Ground transportation type:

Airport taxi, Train taxi, Airport bus, Arlanda Express (specify the relevant option in the field below).

Date:	To airport/train station:	From street address:	Type of ground transportation: (Train taxi / Airport bus / Arlanda Express)
Date:	To airport/train station:	From street address:	Type of ground transportation: (Train taxi / Airport bus / Arlanda Express)
Date:	To airport/train station:	From street address:	Type of ground transportation: (Train taxi / Airport bus / Arlanda Express)

Choice of taxi:

Please note that taxi rides should be avoided whenever possible.